

# ONLINE MEETING GUIDE

INSURANCE AUSTRALIA GROUP LIMITED  
ANNUAL GENERAL MEETING  
THURSDAY 24 OCTOBER 2024 AT 9.30AM (SYDNEY TIME)

## GETTING STARTED

If you choose to attend online you will be able to view a livestream of the Meeting, ask written questions, make written comments, and submit your votes in real time. To attend online visit <https://meetnow.global/IAG2024> on your smartphone, tablet or computer. Please ensure your device is compatible with the latest version of Chrome, Safari, Edge or Firefox.

## TO LOG IN, YOU MUST HAVE THE FOLLOWING INFORMATION:

### Australian Residents

SRN or HIN and postcode of your registered address.

### Overseas Residents

SRN or HIN and country of your registered address.

### Appointed Proxies

Please contact Computershare Investor Services on +61 3 9415 4024 to request your unique email invitation link prior to the Meeting day.

## ATTEND THE MEETING

To attend the Meeting, visit <https://meetnow.global/IAG2024> and you will be taken to the Meeting for IAG.

### To attend as a Shareholder

Select 'Shareholder', enter your SRN / HIN and select your country. If Australia, also enter your Post Code.

The screenshot shows the 'Shareholder' login form. It has three tabs: 'Shareholder', 'Invitation', and 'Guest'. The 'Shareholder' tab is selected. Below the tabs, it says 'If you are a shareholder or an appointed corporate representative, please enter the required details below.' There are three input fields: 'SRN/HIN' with the example 'eg. X1234567890', 'Country' with a dropdown menu showing 'Australia', and 'Post Code' with the example 'eg. 0123'. A purple 'SIGN IN' button is at the bottom.

### OR To attend as a Proxyholder

To access the Meeting click on the link in the invitation e-mail sent to you. Or select 'Invitation' and enter your 'Invitation' and enter your Invite Code provided in the e-mail.


The screenshot shows the 'Invitation' login form. It has three tabs: 'Shareholder', 'Invitation', and 'Guest'. The 'Invitation' tab is selected. Below the tabs, it says 'If you have received an email invitation for this Meeting, please enter your invite code below.' There is one input field for 'Invite Code' with the example 'Enter your invite code. e.g. G-ABCDEFGH or ABCD'. A purple 'SIGN IN' button is at the bottom.

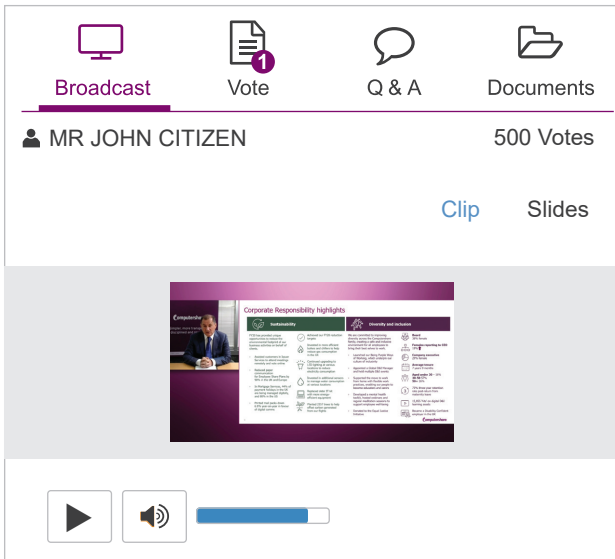
### OR To watch as a Guest

Select 'Guest' and enter your details. Please note, Guests will not be able to ask questions or vote at the Meeting.

The screenshot shows the 'Guest' login form. It has three tabs: 'Shareholder', 'Invitation', and 'Guest'. The 'Guest' tab is selected. Below the tabs, it says 'If you would like to attend the Meeting as a Guest please provide your details below.' There are four input fields: 'First Name \*', 'Last Name \*', 'Email', and 'Company Name'. A purple 'SIGN IN' button is at the bottom.

**Broadcast**

The livestream will appear automatically once the Meeting has started. If the livestream does not start automatically press the play button  and ensure the audio on your computer or device is turned on.

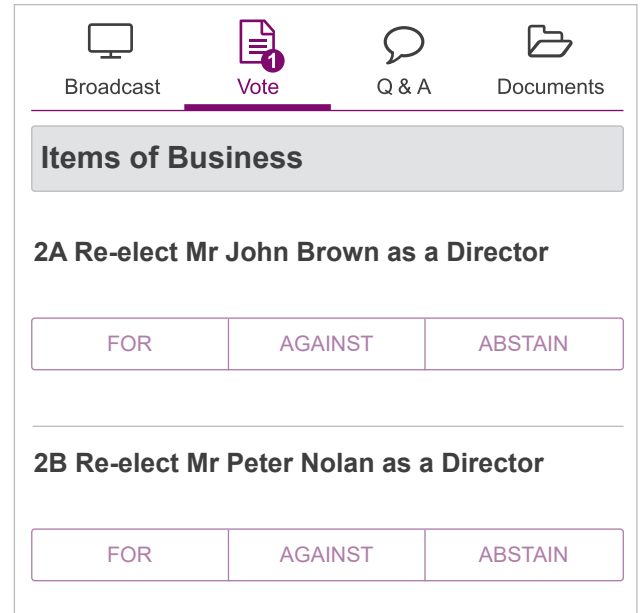


**Vote**

When the Chair declares the poll open, select the 'Vote' icon and the voting options will appear on your screen (example below).

To vote, select your voting direction. A tick will appear to confirm receipt of your vote.

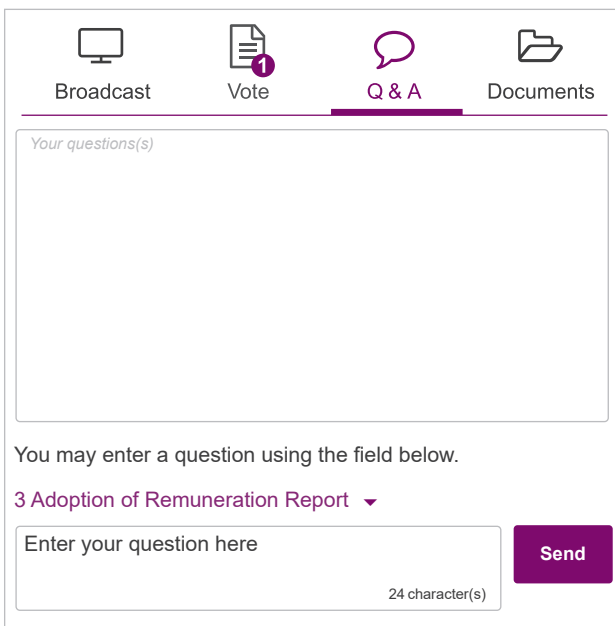
To change your vote, select 'Click here to change your vote' and press a different option to override.



**Q & A**

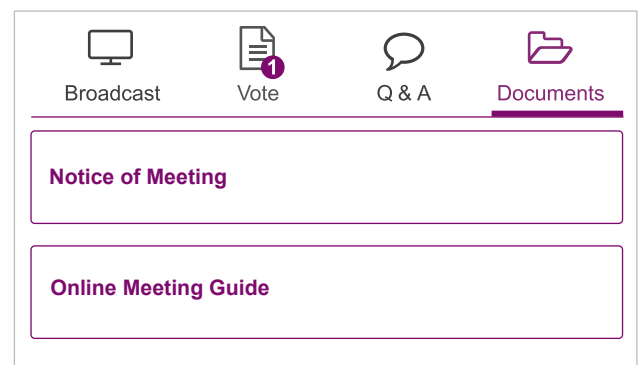
To ask a question select the 'Q & A' icon, select the topic your question relates to. Type your question into the chat box at the bottom of the screen and press 'Send'.

To ask a verbal question, follow the instructions on the online platform.



**Documents**

To view Meeting documents select the 'Documents' icon and choose the document you wish to view.



**FOR ASSISTANCE**

If you require assistance before or during the Meeting please call +61 3 9415 4024.